


# Corbotermic reduction processes components of from wastes of copper concentration plant

Mirzajonova S.B.<sup>1</sup>  [orcid: 0000-0002-6696-5265](https://orcid.org/0000-0002-6696-5265)  
e-mail: [sabi30302@gmail.com](mailto:sabi30302@gmail.com)

Esonova M.O.<sup>2</sup>  [orcid: 0000-0002-1879-6751](https://orcid.org/0000-0002-1879-6751)  
e-mail: [mohinuresonova40@gmail.com](mailto:mohinuresonova40@gmail.com)

<sup>1</sup>Associate Professor, Tashkent State Technical University

<sup>2</sup>A student of Tashkent State Technical University

**Abstract:** the article considers the composition of waste of a copper processing plant, waste of a copper processing plant in recent years has occupied several hectares of land, at the same time the quantitative composition of valuable elements and components increases. For the extraction of iron, the composition of chemical iron-containing elements was studied, it was determined that the tailings contain iron metasilicate (II) ( $\text{FeSiO}_3$ ), experiments were conducted to reduce iron and thermodynamic processes and reaction kinetics were studied.

**Key words:** copper, waste, kinetics, reaction, metallurgical plant, production, valuable elements, iron oxides, iron sulfides.

## 1 Introduction

Sulfide copper concentrate obtained during enrichment is sent to a copper smelter for pyrometallurgical processing in order to extract copper, noble and rare metals. As a result of enrichment of raw materials, the increase in the amount of metal in its content is achieved by removing a large part of the gangue. The waste of the copper processing plant is 459.3 million tons, in which the amount of copper is 0.115% or 530.6 thousand tons, gold - 0.209 g / t or 96.3 tons, silver - 1.06 g / t or 487.8 tons [1, 2, 3]. Currently, the extraction and processing of minerals, the extraction of precious metals is one of the most pressing problems of non-ferrous metallurgy. A semi-quantitative spectral analysis of the waste of the copper processing plant of JSC AGMK was carried out. After spectral analysis, the chemical composition of the substances was studied, the results of which are included in Table. 1.

## 2 Results of chemical analysis of an average ore sample

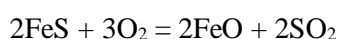
Table 1

| Components              | Samples, % | Components                 | Samples, % |
|-------------------------|------------|----------------------------|------------|
| $\text{SiO}_2$          | 39,82      | $\text{K}_2\text{O}$       | 0,84       |
| $\text{Fe}_2\text{O}_3$ | 11,93      | $\text{Na}_2\text{O}$      | 1,46       |
| $\text{FeO}$            | 7,27       | $\text{S}_{\text{gener}}$  | <0,4       |
| $\text{TiO}_2$          | 1,74       | $\text{S}_{\text{sulfid}}$ | 0,036      |
| $\text{V}_2\text{O}_5$  | 0,06       | $\text{SO}_3$              | <0,01      |
| $\text{MnO}$            | 0,14       | $\text{CO}_2$              | 0,22       |
| $\text{Al}_2\text{O}_3$ | 9,44       | $\text{P}_2\text{O}_5$     | 0,13       |
| $\text{CaO}$            | 14,84      | $\text{H}_2\text{O}$       | 0,2        |
| $\text{MgO}$            | 10,0       | other                      | 1,2        |

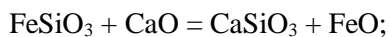
The amount of iron in the sample is 13.5%. The accompanying useful components are titanium dioxide - 1.74% and vanadium pentoxide - 0.06%.

The amount of iron extracted by magnetic separation in the sample of tailings of the copper processing plant is 58.81%. The presence of 1-3% sulfur in the waste, that is, the presence of iron sulfide, does not allow the separation of  $\text{Cu}_2\text{O}$ ,  $\text{PbO}$ ,  $\text{ZnO}$  compounds, and the process takes place in three stages, namely:

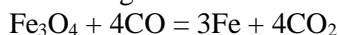
- first Fe and associated S loss:



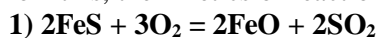
- the second is to separate SiO<sub>2</sub>:



- in the third stage, Fe<sub>3</sub>O<sub>4</sub> changes to the following state with additional C:



From this, the kinetics of reactions was studied:



$$\Delta H_p = 2\Delta H^0_{\text{FeO}} + 2\Delta H^0_{\text{SO}_2} - 2\Delta H^0_{\text{FeS}} - 3\Delta H^0_{\text{O}_2} = 2 \cdot (-272,2) + 2 \cdot (-296,90) - 2 \cdot (-104,01) = -930,18 \text{ kJ/mol.}$$

$$\Delta S_p = 2\Delta S^0_{\text{FeO}} + 2\Delta S^0_{\text{SO}_2} - 2\Delta S^0_{\text{FeS}} - 3\Delta S^0_{\text{O}_2} = 2 \cdot (60,75) + 2 \cdot (248,07) - 2 \cdot (60,33) - 3 \cdot (205,03) = -118,11 \text{ kJ/mol.}$$

$$\Delta G = \Delta H_p - T \cdot \Delta S = -930,18 - 298 \cdot (-118,11) = 34266,6 \text{ kJ/mol.}$$

$$T_r = \Delta H_p / \Delta S = -930,18 / -118,11 = 7,875 \text{ K.}$$

In the second stage of the process, as a result of the combination of iron oxide compounds wustite and hematite, magnetite compounds are formed. According to the determined results, iron and silicon elements in the waste form fayalite - Fe<sub>2</sub>SiO<sub>4</sub> mineral [3,4]. A temperature of approximately 1000-1125°C occurs in the combustion layer, and during sintering in the presence of silicon dioxide, Fe<sub>2</sub>O<sub>3</sub> and Fe<sub>3</sub>O<sub>4</sub> [5] are partially reduced and fayalite Fe<sub>2</sub>SiO<sub>4</sub> is formed. The kinetics of decomposition of iron and silicon compounds in waste with the help of lime shows the temperature dependence of the isobaric-isothermal potential (Gibbs free energy) of thermodynamic analyses. The standard enthalpy and entropy indicator of the kinetics of substances is presented Fe<sub>3</sub>SiO<sub>4</sub>

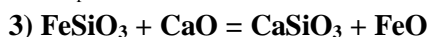


$$\Delta H_p = 3\Delta H^0_{\text{Fe}_2\text{SiO}_4} + 2\Delta H^0_{\text{SO}_2} - 2\Delta H^0_{\text{Fe}_3\text{O}_4} - 3\Delta H^0_{\text{SiO}_2} - 2\Delta H^0_{\text{CO}} = 3 \cdot (-1477,8) + 2 \cdot (-393,38) - 2 \cdot (-1117,1) - 3 \cdot (-968,05) - 2 \cdot (-110,54) = 139,27 \text{ kJ/mol.}$$

$$\Delta S_p = 3\Delta S^0_{\text{Fe}_2\text{SiO}_4} + 2\Delta S^0_{\text{SO}_2} - 2\Delta S^0_{\text{Fe}_3\text{O}_4} - 3\Delta S^0_{\text{SiO}_2} - 2\Delta S^0_{\text{CO}} = 3 \cdot (145,2) + 2 \cdot (213,68) - 2 \cdot (146,19) - 3 \cdot (42,7) - 2 \cdot (197,53) = 47,42 \text{ kJ/mol.}$$

$$\Delta G = \Delta H_p - T \cdot \Delta S = 139,27 - 298 \cdot (47,42) = -13991,89 \text{ kJ/mol.}$$

$$T_r = \Delta H_p / \Delta S = 139,27 / 47,42 = 2,937 \text{ K.}$$



$$\Delta H_p = \Delta H^0_{\text{FeO}} + \Delta H^0_{\text{CaSiO}_3} - \Delta H^0_{\text{FeSiO}_3} - \Delta H^0_{\text{CaO}} = (-272,0) + (-1635,1) - (-1194,9) - (-635,1) = -77,1 \text{ kJ/mol.}$$

$$\Delta S_p = \Delta S^0_{\text{FeO}} + \Delta S^0_{\text{CaSiO}_3} - \Delta S^0_{\text{FeSiO}_3} - \Delta S^0_{\text{CaO}} = 60,75 + 81,92 - 93,93 - 38,1 = 10,64 \text{ kJ/mol.}$$

$$\Delta G = \Delta H_p - T \cdot \Delta S = (-77,1) - 298 \cdot 10,64 = -3247,82 \text{ kJ/mol.}$$

$$T_r = \Delta H_p / \Delta S = -77,1 / 10,64 = -7,246 \text{ K}$$

The thermodynamic values of all substances participating in the reactions are calculated for standard conditions, and their initial values are given in Table 2.

Table 2

Corresponding thermodynamic values of substances (at 298 K)

| Substance       | FeSiO <sub>3</sub> | CaO    | CaSiO <sub>3</sub> | FeO  |
|-----------------|--------------------|--------|--------------------|------|
| ΔH° (kJ/mol)    | -1194,9            | -635,1 | -1635,1            | -265 |
| ΔG° (kJ/mol)    | -1117,5            | -603,5 | -1549,8            | -244 |
| ΔS° (J/(mol*K)) | 93,93              | 38,1   | 81,92              | 60,8 |

Using the values given in Table 2, the results of chemical reactions of the addition process of iron (II) metasilicate with lime were calculated according to Hess's law and are presented in Table 3.

Table 3

| Values of sulfidation reactions under standard conditions (298 K) |                                      |   |
|---|--------------------------------------|---|
| №   | Thermodynamic values                 | $\text{FeSiO}_3 + \text{CaO} = \text{CaSiO}_3 + \text{FeO}$ |
| 1   | $\Delta H_{\text{reac}}$ , kJ/mol    | -70.1   |
| 2   | $\Delta G_{\text{reac}}$ , kJ/mol    | -72.8   |
| 3   | $\Delta S_{\text{reac}}$ , J/(mol·K) | 10,69   |

From the values of thermodynamic calculations under standard conditions, it can be known that the chemical reaction under study is an exothermic reaction, the value of its standard Gibbs energy is negative, that is, The reaction proceeds spontaneously at 298 K. An increase in entropy was observed in the particles formed in the studied propagation reaction system, which is reflected in Table.4.

Table 4

Gibbs energies of the addition reaction of iron (II) metasilicate with lime at different temperatures

| № | T, K | T, °C | $\Delta G^T$ , kJ/mol | №  | T, K | T, °C | $\Delta G^T$ , kJ/mol |
|---|------|-------|-----------------------|----|------|-------|-----------------------|
| 1 | 398  | 125   | -184,86               | 8  | 1098 | 825   | -192,56               |
| 2 | 498  | 225   | -185,96               | 9  | 1198 | 925   | -193,66               |
| 3 | 598  | 325   | -187,06               | 10 | 1298 | 1025  | -194,76               |
| 4 | 698  | 425   | -188,16               | 11 | 1398 | 1125  | -195,86               |
| 5 | 798  | 525   | -189,26               | 12 | 1498 | 1225  | -196,96               |
| 6 | 898  | 625   | -190,36               | 13 | 1598 | 1325  | -198,06               |
| 7 | 998  | 725   | -191,46               |    |      |       |                       |

To extract iron oxide from beneficiation plant tailings, it is necessary to determine the form of iron in the raw material. For this purpose, the quantitative analysis method was used in this study. The ratio between the percentage content of iron and silicon in 100 g of raw material and moles was determined:  $n\text{Fe} = 52.7/56 = 0.941$  mol,  $n\text{Si} = 25.42/28 = 0.907$  mol. Then the molar ratio  $n\text{Fe} : n\text{Si}$  is 1:1. This indicates that the combination of iron and silicon corresponding to this molar ratio is a mineral of the composition  $\text{FeO} \cdot \text{SiO}_2$  or  $\text{FeSiO}_3$ . In the presence of lime, foaming was carried out by the compound  $\text{FeSiO}_3$  – iron (II) – metasilicate. Coal BShO<sub>2</sub> of the Angren coal mine was used as a regenerator after adding lime to the waste of the copper processing plant and burning. As a result:

The gases formed as a result of the reaction, having a reducing atmosphere, accelerate the return of iron oxide to the metallic form:



In some carbon regions in the reaction system, cementite ( $\text{Fe}_3\text{C}$ ) is formed:



The formed cementite also helps to reduce higher oxides to lower oxides or to restore the metallic form.



The metallization process is carried out in a rotary tube furnace at a temperature of 1200°C for 2.5 hours. After heat treatment of 575 g, 311.57 g of iron were formed in the material. The iron-containing metallized sediment was separated by magnetic separation. As a result of magnetic separation, 350 g of rich concentrate was obtained, containing 89.03% - 311.57 g of iron. The degree of metallization is 84.65%.

### 3 Conclusion

According to the production practice, it was observed that the recovery of magnetite with solid carbon occurs in the temperature range of 1000 - 1125°C (1273 - 1398K). In this range of temperatures, sulphide minerals were oxidized step by step in the recovery thermodynamics, and the composition was 50.6%, silicon oxide was 22.9%. In this case, lime helped to remove silicon oxides and restore carbon iron oxides.

## References

1. Sanakulov K.S. Scientific and technical foundations for processing mining and metallurgical waste. Tashkent: "Fan" – 2009. 404 p.
2. Mirzazhonova S.B., Matkarimov S.T., Saidova M.S., Bokhodiroya N.K. Technologies for processing mining and metallurgical waste. – T.: IMPRESS MEDIA. – 2022. – 136 p.
3. Robert A. Battis. Technological Innovation and Economic Change in the Iron Industry, 1850-1920. London, United Kingdom, Taylor & Francis Ltd, 2018. P. 462.
4. Malysheva G.Ya., Dolitskaya O.A. Petrography and mineralogy of iron ore raw materials. Moscow: MISiS. 2004. – 424 p.
5. Yu.D. Tretyakov. Solid-phase reactions. Moscow: "Khimik". - 2014. 358 p..
6. P. Duarte, J. Becerra. Production of high-carbon direct reduced iron (DRI) using Energiron DR technology. Black Metals, No. 6, 2016. P. 24 – 30.
7. Vaclav Smil. Still the Iron Age: Iron and Steel in the Modern World. Woburn, United States. Butterworth-Heinemann Inc, 2016. P. 280.
8. Matkarimov S.T., Mirzajonova S.B., Karimova T.P., Saidova M.S., Bakhodirov N.K. Method of Heap Leaching of Copper from Off-Balance Ore Dumps // [Электронный ресурс]. – Режим доступа: URL: <https://link.springer.com/book/10.1007/978-981-16-4321-7> (дата обращения 21.10.2021)
9. Yusupxodjayev A.A., Khudoyarov S.R., Mirzajonova S.B. Use of physical components of their own for analysis of metallurgic processes // Gorniy vestnik Uzbekistana № 4. – 2013. – №55. - pp.30 – 32.
10. S.B.Mirzajonova, B.U.Mirsoatov, Z.B.Osmanov. Yextraction of iron from the tailings of "Almalyk MMC". Zamonaviy dunyoda innovatsion tadqiqotlar: «Nazariya va amaliyot» nomli ilmiy, masofaviy, onlayn konferensiya. (Tashkent, 16 may, 2022). - s. 107-109 (<https://doi.org/10.5281/zenodo.6550780>).
11. S.B.Mirzajonova, S.T.Matkarimov, D.Ye.Aribjonova, N.K. Boxodirova, G.B.Beknazarova. Texnologiya izvlecheniya jeleza i alyuminiya iz otxodov (xvostov) medno-obogatitelnix fabrik// Universum: Texnicheskiye nauki. (Iyun 5-6, 2022, Moskva). № 5(98). c. 278-290